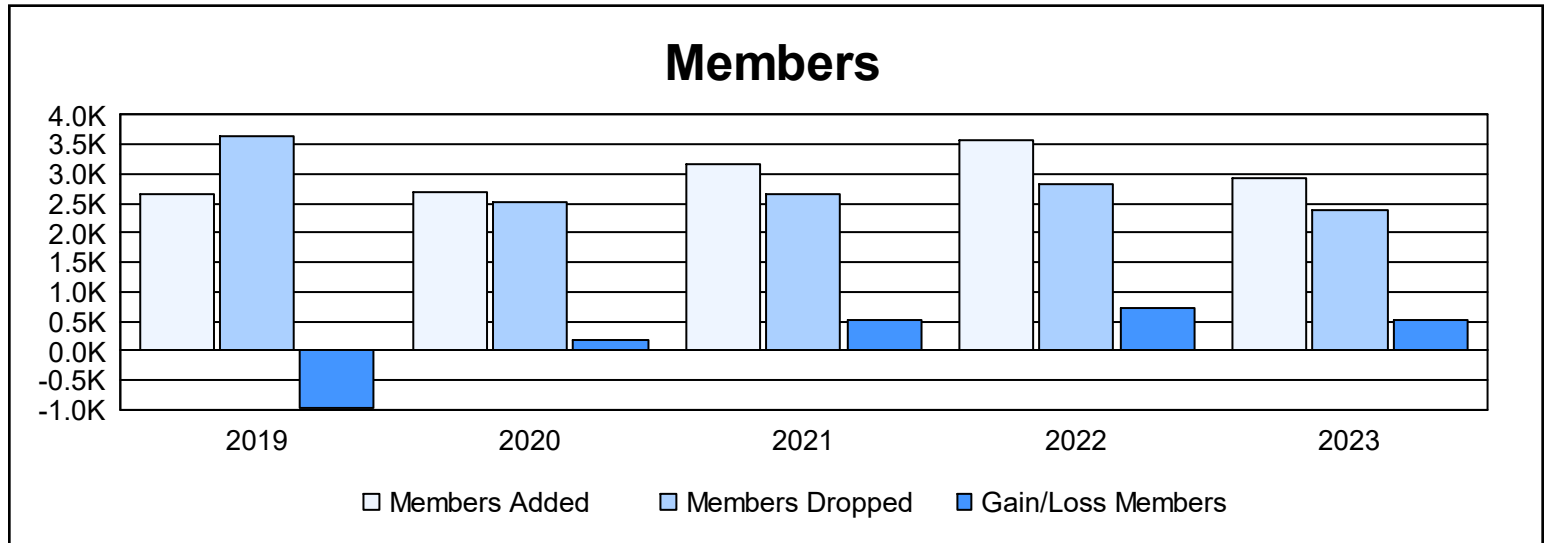
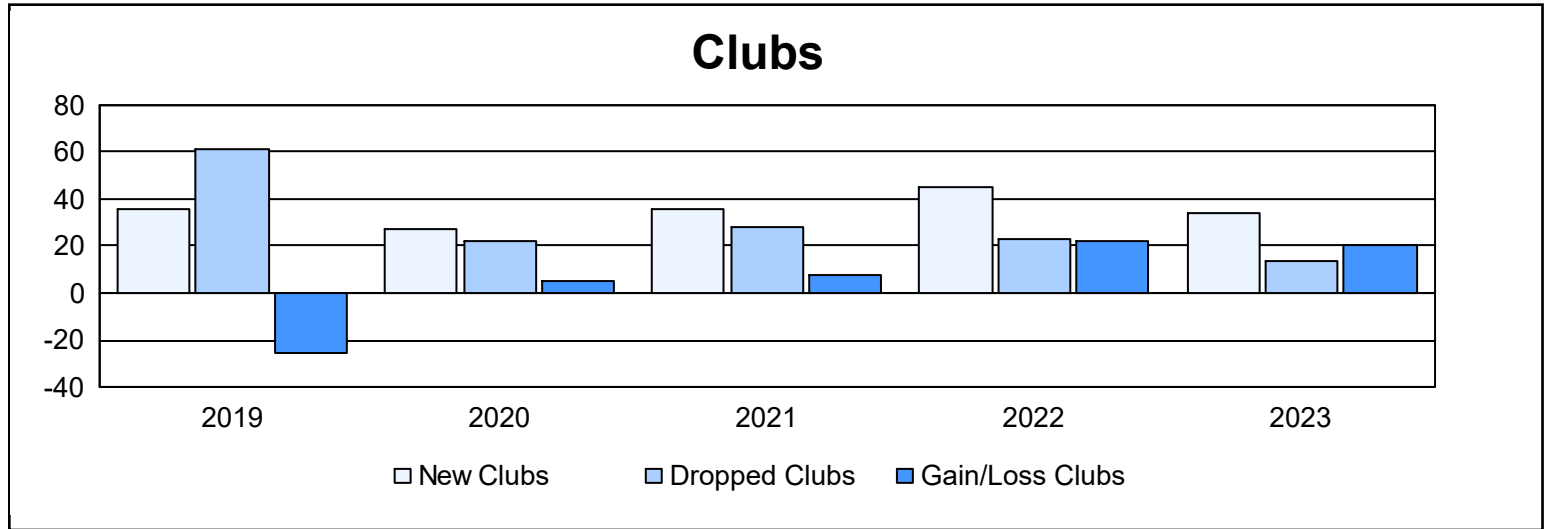
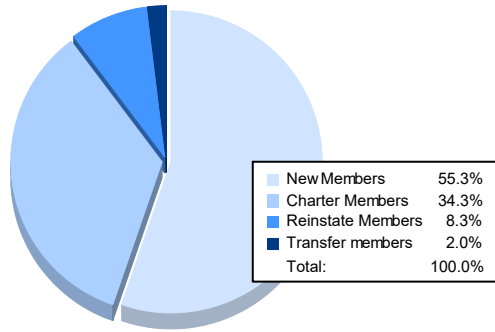


| Year | New Clubs | Dropped Clubs | Gain/ Loss Clubs | New Members | Charter Members | Reinstate Members | Transfer Members | Total Member Added | Total Members Dropped | Gain/ Loss Members |
|----------------|-----------|---------------|------------------|--------------|-----------------|-------------------|------------------|--------------------|-----------------------|--------------------|
| 2018-2019 | 36 | 61 | -25 | 1,525 | 1,015 | 78 | 39 | 2,657 | 3,626 | -969 |
| 2019-2020 | 27 | 22 | 5 | 1,683 | 820 | 96 | 85 | 2,684 | 2,512 | 172 |
| 2020-2021 | 36 | 28 | 8 | 1,955 | 1,037 | 131 | 60 | 3,183 | 2,659 | 524 |
| 2021-2022 | 45 | 23 | 22 | 2,163 | 1,277 | 72 | 53 | 3,565 | 2,841 | 724 |
| 2022-2023 | 34 | 14 | 20 | 1,612 | 1,001 | 243 | 59 | 2,915 | 2,393 | 522 |
| Average | 36 | 30 | 6 | 1,788 | 1,030 | 124 | 59 | 3,001 | 2,806 | 195 |



Membership Composition June 2023 Cumulative



Gender Composition June 2023 Cumulative

